

# Flexit Central Vacuum Cleaner

New MODEL  
w/Radio Remote Control



Easy to install in new and existing homes



Produces cleaner air and cleaner floors



Expels harmful fine dust from the house

FOR A HEALTHY INDOOR ENVIRONMENT

 **FLEXIT**  
CLEAN AND FRESH AIR



## An important value choice

Researchers claim that the air we breathe, not the food we eat, is the main source of pollution for the body. Knowing that we spend up to 90% of the time indoors, while 50% of our homes have an unacceptable indoor environment <sup>\*1</sup>, it is important to give a high priority to improvements and technology that will help create a safe, comfortable and valuable living environment. When you use a conventional vacuum cleaner, harmful fine dust escapes through the bag. Installing a central vacuum cleaner eliminates this problem. It vacuums up all the dust and expels the harmful fine dust from the house. Installing a central vacuum cleaner is more than a financial investment. It's an important value choice.

### Five good reasons for installing a Flexit central vacuum cleaner

- It expels harmful fine dust from the house
- Reasonable one-off investment
- Easy to install in new existing homes
- It makes cleaning easier
- Virtual silent

<sup>\*1</sup> Norwegian Asthma and Allergy Association

## Choosing a central vacuum cleaner supplier

It is Flexit's mission to develop, manufacture and market products, services and solutions that provide clean, fresh air for homes and commercial buildings. Our vision is to enable everyone to live healthily indoors. We offer simple, profitable solutions that can protect you against:

- Allergenic dust and pollen contamination
- Costly damp, mould and mildew contamination
- Stressful noise and environmental gases
- Carcinogenic radon contamination
- Unnecessary draughts and energy loss
- Harmful floating dust and contaminated air

If you choose Flexit as your supplier, you will have chosen the market specialist in "clean, fresh air". This can be felt in everything from product development to customer follow-up. The Flexit logo stands for high product value and a lot of comfort for your money.

## No. 1 for central vacuum cleaners

In the fight to prevent the development of allergies and asthma in the population better removal of indoor dust and pollen contamination is a top priority. Our central vacuum cleaners are therefore an important and high-priority part of our business. If you choose a central vacuum cleaner from Flexit, you can rest assured that you are getting a leading product as far as power, functionality and quality are concerned.

## Simple to use

A central vacuum cleaner makes the home much easier to clean. You no longer have to drag the vacuum cleaner round. All you need for cleaning is the vacuum cleaner hose, which will not damage the floor, walls, stairs, doors or other fixtures and fittings. The vacuum cleaner makes minimal noise and can normally be emptied twice a year.

## Clean, fresh air insurance

If you want to go one step further towards "clean, fresh air insurance", you can add a complete Flexit ventilationsystem, which will prevent house dust mites and other pathogenic air pollution from flourishing. The other benefits of installing our ventilation solutions include improved living comfort and lower running/maintenance costs.

## Simple to install

A central vacuum cleaner is simple to install in existing and new homes. You choose the installation kit that best suits the size of your home. Many people want to install the system themselves. The product comes with installation instructions, which will help you do the work yourself. See pages 10 and 11 for installation tips. Or you can contact a specialist, who will be able to do the job in a matter of hours. If you are building a new house, make sure that your central vacuum cleaner comes ready fitted. Many house builders fit a central vacuum cleaner as standard.







### Connection

Plug the hose into the socket and you are ready to vacuum. You decide where the socket should go.



### Easy-to-empty dust container

Using a bag makes emptying extra hygienic. The container normally has to be emptied once or twice a year.



### Long reach and simple to use

The reach from the socket is 10 metres. This means that most people manage with three sockets in total, or one socket per floor. The tools are very light, and stairs can be vacuumed without having to drag a vacuum cleaner round.



### Vacuuming the car

A central vacuum cleaner makes cleaning the car child's play. The garage can have its own socket, not to mention a separate hose and tools for the car.



### Good design and an ON/OFF switch on the handle

An ergonomic, light handle with an ON/OFF switch. The handle is very light and comfortable to hold. The vacuum cleaner can be turned ON/OFF easily with one hand.



### Radio Remote Control

RRC Ergonomic handle with radio remote control machine, LED indication, and 3-step adjustment of the suction force. For Flexit CV 400 RRC only.



### Holder for Brush and Hose Set

Practical holder for brush and hose set for central vacuum cleaner. (Optional extra)



### Floor outlet

The outlet can be fitted in a kitchen bench to collect crumbs or in the hallway to collect gravel, etc. The outlet is switch operated. (Optional extra)

OPTIONAL EXTRAS

# What should you attach importance to when buying a central vacuum cleaner?

**When you invest in a central vacuum cleaner, it is important to choose the model that best suits your needs. There are four different Flexit models to choose from. Read on for advice and tips that will make it easier for you to choose the right model.**

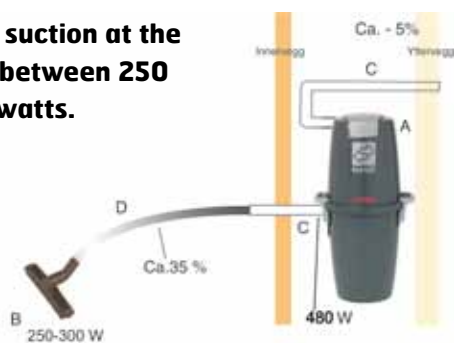
## **Suction is important – not motor size**

The wattage of a vacuum cleaner motor used to be an indication of its effectiveness. This rating does not say anything about how good the cleaning results will be. That is determined by the suction of the vacuum cleaner, which is also specified in watts and must not be confused with the wattage of the vacuum cleaner motor. Make sure that you get a central vacuum cleaner with the optimum suction for your needs. That will ensure the best cleaning results.

## **The vacuum cleaner's suction is made up as follows:**

There is a great difference between the suction at the central vacuum cleaner's motor (A) and its nozzle (B). The suction at the nozzle is normally about 40% lower than at the motor. This is due to two factors. Firstly the central vacuum cleaner's pipe system (C) reduces suction by about 5%. Secondly the vacuum cleaner hose (D) reduces suction by about 35%.

**Optimum suction at the nozzle is between 250 and 300 watts.**



## **Set noise requirements – choose a central vacuum cleaner**

A central vacuum cleaner expels harmful fine dust from the house. From the exhaust on the outside wall you will be able to hear a little noise. Inside you will just hear the sound of the nozzle while you are vacuuming. There will be some noise in the room where the vacuum unit is located. The new technology used in all Flexit's models ensure minimal noise, however.

## **Choose a large, well-known, quality supplier**

Buy a central vacuum cleaner from a large Norwegian supplier and you will be guaranteed good service and proper follow-up in future too. Flexit is Norway's largest supplier of central vacuum cleaners and has many years of experience in both development and production.

## **Represented throughout Norway**

You can buy Flexit central vacuum cleaners nationwide. No one is as well represented in Norway as Flexit. Our dealers have everything you need for your central vacuum cleaner in terms of both tools and dust bags. They can also give you good advice, tips and guidance. If you have any questions, you can visit [www.flexit.com](http://www.flexit.com) or phone our service department.

# Flexit central vacuum cleaners

## Flexit CV 400 RRC – top model with wireless 2-way communication

The top model has the same specifications and functionality as CV 300. In addition, CV 400 RRC wireless 2-way communication between the suction unit and handles. Radio signals have great range and also work in larger houses. In the corresponding handle, the 3-step adjustment of the suction force and warning light that receives signals from the suction unit. Alarm emptying the bag, notified by the handle. Vacuum hose have no low-voltage cable. This contributes to a lighter and more flexible hose. Flexit CV 400 RRC requires their own user accessories, but the machine also works against other accessories or in combination with this, as long as low-voltage wiring is installed.



Thick or more concrete case, or the heat distribution plates in aluminum (central heating) can interfere with radio signals. In such cases it is advisable to test range before the final installation.

### Suction 480 watt \*

\* Not to be confused with motor wattage

## User accessories

### RRC, Radio Remote Control

RRC accessories used for Flexit top model CV 400 RRC. Wireless 2-way communication between the suction unit and handles. Ergonomic handle with built-in radio transmitter that sends and receives signals to and from the suction unit. In addition to on/off button has the handle 3-step adjustment of the suction force that can easily be adjusted while you vacuum. Alarm from the suction unit at the bag / filter must be checked / emptied is indicated by an LED on the handle. Vacuum cleaner hose have no low-voltage cable. This means that the hose is lighter and more flexible. It is possible to use several RRC hoses on the same unit. It is also possible to combine other hoses on the same unit as long as the low-voltage cable is installed. User accessories comes with a hose length (12 m) when the hose can easily be cut or spliced as needed. The wireless communication between the suction unit and handles have great enough range for larger homes.

## Technical data

	CV 100	CV 200	CV 300	CV 400 RRC
Height	427 mm	800 mm	800 mm	800 mm **
Width with handle	360 mm	440 mm	440 mm	440 mm
Depth with bracket	400 mm	400 mm	400 mm	400 mm
Motor	1500 W	1700 W	1700 W	1700 W
Fuse size	10 A	10 A	10A	10A
Weight	5,5 kg	6,5 kg	6,7 kg	6,7 kg
Noise from unit	69 dB	70,5 dB	70,5 dB	70,5 dB
Capacity, dust container	-	25 litres	25 litres	25 litres
Capacity using bag	10 litres	14 litres	14 litres	14 litres
Max suction power motor	630 Airwatt	734 Airwatt	734 Airwatt	734 Airwatt
Max. suction *	435 W	480 W	480 W	480 W
Max. air flow *	52 l/s	55 l/s	55 l/s	55 l/s
Max. vacuum *	24 kPa	25 kPa	25 kPa	25 kPa
Radio Remote Control				X
Radio frequency				868 MHz
Functions			On/Off switch, Information panel	On/Off switch, Information panel , suction regulation 3-step
Max range radio remot control				50 Meter

\*\* Measured at the suction unit    \*\* Without antennas

# Flexit central vacuum cleaners

## Flexit CV 100 – convenient and powerful

A compact, powerful central vacuum cleaner that doesn't take up much space. The vacuum cleaner is a bag model with an enclosed Throughflow motor that does not expel dust into the room in which it is located. A handy, space-saving model designed for flats, single-family houses, buildings divided into 2-4 flats and terraced houses.

### Suction 435 watts \*

\* Not to be confused with motor wattage



## Flexit CV 200 – bestseller with low noise level

A very popular model with good performance in all areas. The vacuum cleaner has an enclosed throughflow motor that does not expel dust into the room in which it is located. The model is very quiet and will suit any home. High quality and optimum suction make the CV 200 a very good buy. It is ideal for single-family houses, buildings divided into 2-4 flats and terraced houses. A large, ergonomic handle combined with the fact that the filter is on the container ensures clean, simple emptying. The wall bracket makes the vacuum unit simple to install.



### Suction 480 watts \*

\* Not to be confused with motor wattage

## Flexit CV 300 – model with extra features

The model has extras that make cleaning as simple as possible. It is ideal for single-family houses, buildings divided into 2-4 flats and terraced houses – and for anyone who likes their comfort. The model has intelligent electronics that provide information on the status of the motor, filter and bag on a display. This ensures optimum container emptying and servicing. The model is very quiet and will suit any home. A large, ergonomic handle combined with the fact that the filter is on the container ensures clean, simple emptying. The wall bracket makes the vacuum unit simple to install.



### Suction 480 watts \*

\* Not to be confused with motor wattage

## User accessories

### De Luxe or Standard package – the choice is yours!

#### De Luxe

The tools for the de luxe version have been produced in an exclusive, contemporary material. They come in a design with an ON/OFF button on the handle. They have been designed specifically to ensure good ergonomics. They are not only very easy to use, but also stylish to look at. The hose is extra light and has very low air resistance. Enjoy the feeling of being at the leading edge of development.

#### Standard

The standard package is more economical, but includes all the essentials. It does not have an on/off button on the handle. The tools are made of a hardwearing material.

# Norway's largest supplier of central vacuum cleaners sets standards for cleaning

**Norway's bestselling central vacuum cleaner is increasing its lead. Flexit's goal of developing a state-of-the-art vacuum cleaner with the best cleaning results has been achieved. The range of vacuum cleaners consists of four different models to suit every type of home. Each model has been developed with the aim of achieving maximum cleaning results in the simplest and most comfortable way possible.**

## **Simpler installation**

A unique wall bracket makes the vacuum unit easy to install in both new and existing homes. A patent is pending on the solution.

## **Lower noise level**

All the models have maximum soundproofing. The extra low noise level means that the vacuum cleaner can be fitted without having to worry about the noise in other rooms. The low noise level offers great flexibility when it comes to positioning the exhaust pipe.

## **Improved suction**

New improved technology ensures optimum suction. Improved suction combined with less noise means that the models can be used in any type of home. High suction is achieved even with a long hose.

## **Simpler emptying**

A large, ergonomic handle makes the container on the CV 200, CV 300 and CV 400 RRC easy to empty. The filter solution ensures cleaner, simpler emptying.

## **Design**

The models have been developed in a contemporary design to suit both new and existing homes. All the models are designed to take up as little space as possible and have smaller physical dimensions than before while retaining excellent bag and container capacity.

## **Wireless connection on the top model**

The largest model, the CV 400 RRC, has intelligent electronics that provide information on the status of the motor, filter and bag. This ensures optimum container emptying and servicing.



Simpler installation



Lower noise level



Better suction



Simpler emptying



### RRC-kit



Contains 12 m hose with RRC handles. Hose can easily be cut or spliced. Hose does not include low voltage wiring, which makes it even easier to handle. For CV400 RRC only.

### De Luxe kit



Includes a hose with ON/OFF switch. Available with a 9, 10.5- or 12-metre hose.

### Standard kit

Brush/Hose standard kit also in 9 or 10,5 meter.



RRC Ergonomic handle with radio remote control of the unit, LED indication, and 3-step adjustment of the suction force. For CV400 RRC only.



Unique handle. It has been produced in a contemporary material with special emphasis on good ergonomics and design. It gives you the feeling of being at the leading edge of development.



The nozzle is equally suitable for hard floors and carpets. It is light and very user friendly, as well as having a particularly good dust collection capacity. **02273** Floor nozzle, combined



This floor nozzle is particularly suitable for hard floors. It is light and very user friendly. **02255** Floor nozzle, standard



The dusting brush has been produced in a very light material. It is so efficient that you can throw your duster away. **02270** Dust brush



This is our new curtain and upholstery tool. It is made of a light material. Perfect for upholstery, lamps, curtains, wall coverings, etc. **02280** Curtain / furniture nozzle



The radiator and crevice tool is ideal for those inaccessible places. The tool has secondary air vents for optimum effect. **02260** Radiator-/groove nozzle



Telescopic tube for the central vacuum cleaner. It is made of aluminium, and is extremely light and user friendly. The telescopic tube comes in an attractive black design. **02573** Telescopic tube

# Important advice and tips before starting installation

## 1. Check that you have chosen the right model

Flexit central vacuum cleaners come in four different models. Choose a model with the right suction for your needs. If you require advice and guidance, our dealers will help you.

## 2. Choose the right location for the vacuum unit

We recommend installation in a utility room, basement, garage or a room that isn't used much.

- The Flexit CV 100 can be installed in a kitchen cupboard, wardrobe, etc. This requires a separate installation kit for cupboards. It can also be installed in a utility room, basement, etc.
- The Flexit CV 200, Flexit CV 300 and Flexit CV 400 RRC are normally installed in a utility room, basement, etc.
- The Flexit CV 200, Flexit CV 300 and Flexit CV 400 RRC are recommended if a long hose is to be used or the vacuum unit is to be installed upstairs.

### General considerations:

- position the vacuum unit as low as possible
- position the vacuum unit near an outside wall

- the exhaust pipe should be as short as possible
- do not position the exhaust valve by an entrance door, window, etc.

## 3. Positioning the sockets

Remember to position the sockets in such a way that the hose will cover as large an area as possible. Each socket should normally cover a radius of 10 metres (including telescopic tube and nozzle). This usually covers the whole floor. We recommend using a piece of string measuring 10 metres in length to establish how far the hose will reach from where you want to locate the socket. If you want a shorter hose, you can install more sockets. Remember to allow for furniture, cupboards, beds, etc. It is important to plan the work.

NB: Remember to check whether there is any wiring, etc., where you plan to run the pipes.

## 4. Range RRC

If you install a CV 400 RRC, recommended to test the range between the handle and the suction unit before final installation.

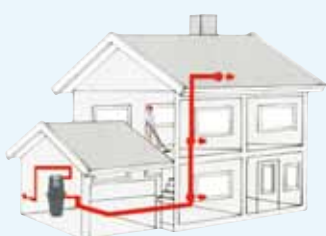
It is recommended to install low voltage wiring, then it's possible to also use other vacuum hoses.

### Terminology

Socket = the connection point for the vacuum cleaner hose

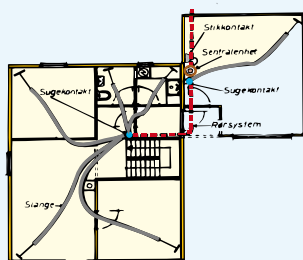
Suction = the ratio between vacuum and air flow. This ratio determines how good the cleaning results will be.

**Fig. 1**  
Positioning the vacuum unit



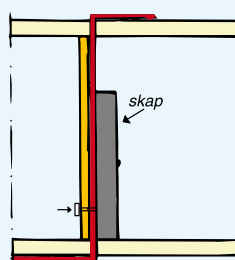
Basements, utility rooms, garages and rooms that aren't used very much, for example, are suitable places to install the vacuum unit.

**Fig. 2**  
Positioning the sockets



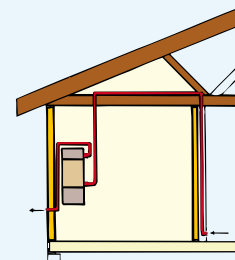
Remember to position the sockets in such a way they cover as large an area as possible. Each socket should normally cover a radius of 10 metres (including telescopic tube and nozzle). This usually covers the whole floor.

**Fig. 3**  
Vertical piping



Cupboards or wardrobes are generally ideal for vertical piping. The socket can be connected in an adjoining room.

**Fig. 4**  
Piping in the attic



A cold loft or lumber room can be used for the horizontal pipe to where the socket is to be installed. The sockets can be installed in the wall or floor, whichever is more convenient. NB: The vacuum unit should be located on the same floor as the lowest socket.

## Simplified illustration of how the individual parts should be installed:



The picture shows a simplified installation for a Flexit CV 200 central vacuum cleaner with two sockets and an exhaust pipe.



Any additional pipe parts can be obtained from your dealer.

### User accessories include:

Radiator and floor tool, dusting brush, curtain and upholstery tool, complete hose, nickel-plated telescopic tube and hose holder.

Art. No. 03300: with 9 m hose

Art. No. 03302: with 9 m hose, ON/OFF switch

Art. No. 03301: with 10.5 m hose

Art. No. 03303: with 10.5 m hose, ON/OFF switch

Art. No. 03304: with 12 m hose, ON/OFF switch

Art. No. 03305: with 12 m hose RRC, ON/OFF switch

### The following alternative pipe kits are available:

Pipe kit with three sockets and 17.25 m of pipe

Pipe kit with two sockets and 10.35 m of pipe

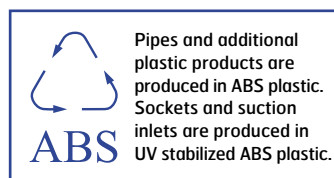
Pipe kit with one socket and 6.9 m of pipe (extension kit)

### ...and include:

Sockets	3	2	1
Pipes, 1.15 m long	15 pcs	9 pcs	5 pcs
Elbows 90°	11 pcs	5 pcs	4 pcs
Elbows 45°	6 pcs	2 pcs	2 pcs
Pipe clips	7 pcs	6 pcs	3 pcs
Screws for pipe clips	14 pcs	12 pcs	6 pcs
Connection pieces	12 pcs	5 pcs	4 pcs
Branch pipes 90°	2 pcs	1 pc	1 pc
Low-voltage cable	25 m	15 m	10 m
Ties for low-voltage cable	30 pcs	20 pcs	10 pcs
Complete white sockets with mounting plate and short elbow	3 pcs	2 pcs	1 pc
Exhaust valve	1 pc	1 pc	
Silencer for exhaust valve	1 pc	1 pc	
Retrofitting adapter	2 pcs	2 pcs	
ABS adhesive 118 ml	1 pc	1 pc	

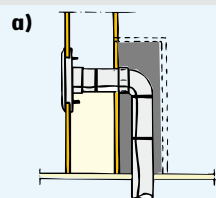
### Optional extras:

- Longer/shorter hose
- Additional silencers
- Floor outlet
- Brass socket

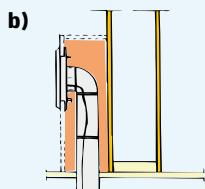


Pipes and additional plastic products are produced in ABS plastic. Sockets and suction inlets are produced in UV stabilized ABS plastic.

**Fig. 5**  
Wall mounting

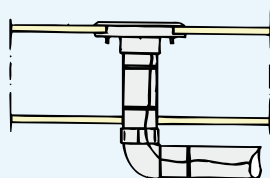


In the case of wall mounting the vertical pipe can be boxed in or concealed in an existing cupboard.



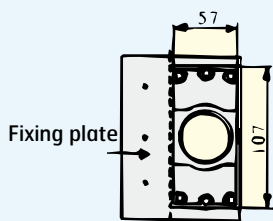
The pipe can also be installed as shown here. In this case the socket is also fitted in the boxing.

**Fig. 6**  
Floor mounting



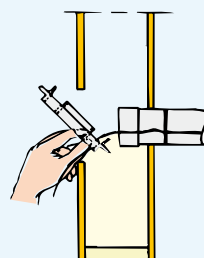
The socket can be installed in the floor or wall, whichever is more convenient.

**Fig. 7**  
Installation in existing walls and floors

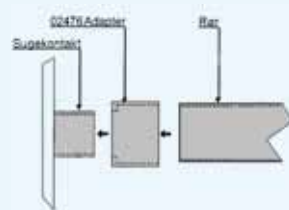


Where sockets are to be installed in existing walls and floors, remove the fixing plate beside the mounting plate. Cut the fixing plate off with a hacksaw or score and brake off the flange.

**Fig. 8**  
Securing the socket



Pull the mounting plate into the hole and hold in place while the pipe is fed through the wall/floor. The pipe holds the mounting plate in place while the socket is secured. NB: Remember to run the low-voltage cable on the outside of the pipe and glue the pipes together.



To retrofit a socket without using a mounting plate, use an adapter type 02476 directly on the socket stub. The adapter will then fit straight onto a pipe. Do not glue the socket to the adapter. This solution can be used in floors or where the wall boards are too thick for the mounting plate to be used.

